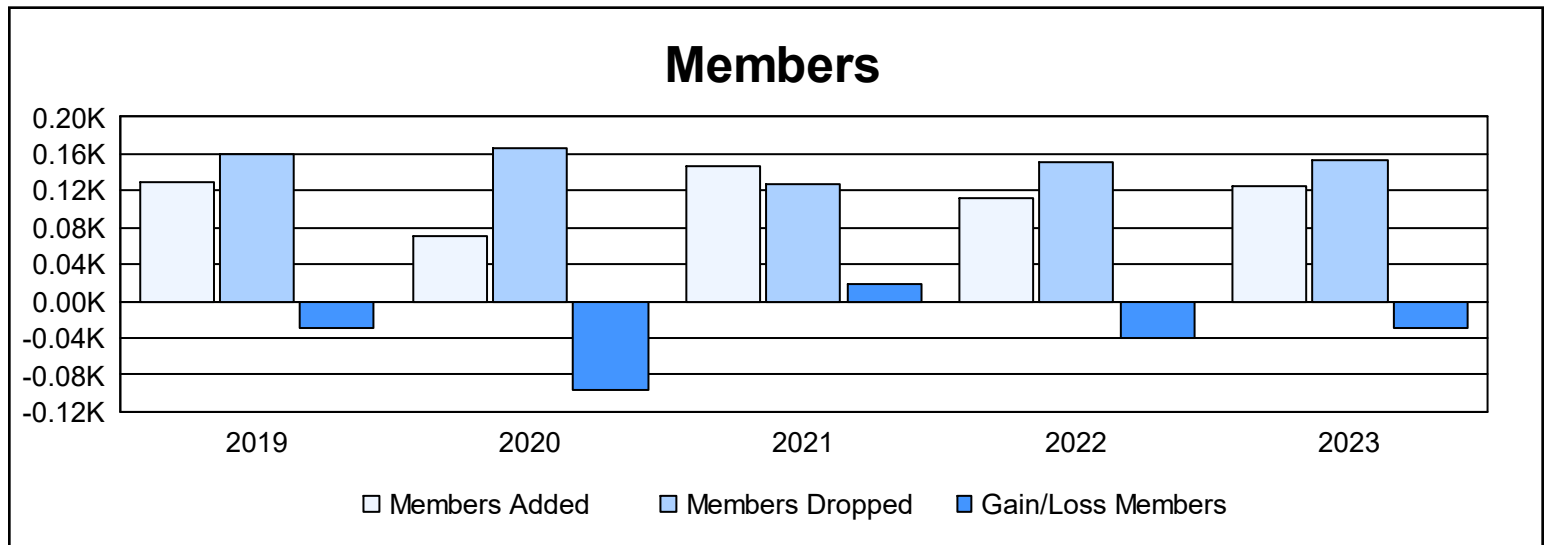
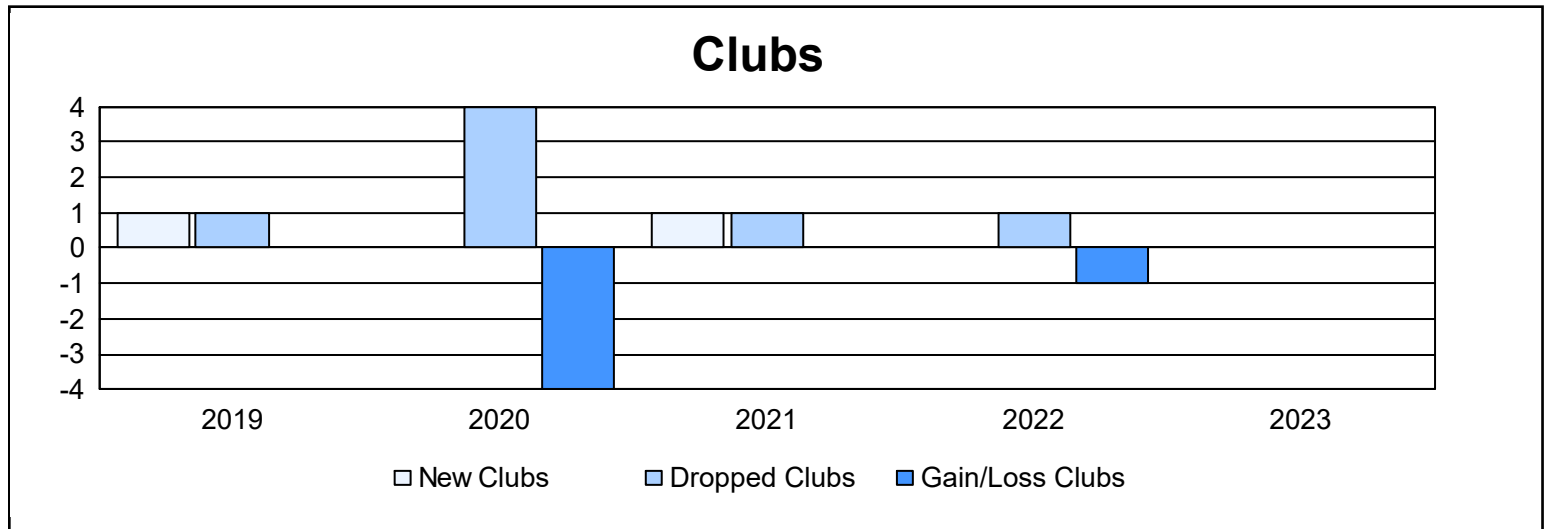
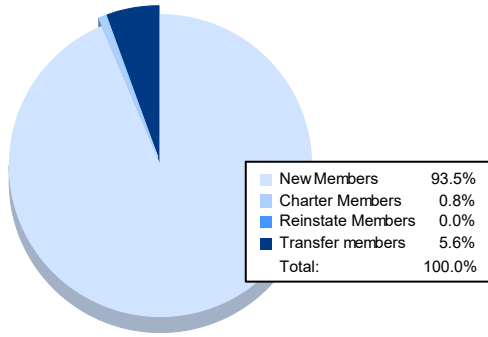


| Year           | New Clubs | Dropped Clubs | Gain/ Loss Clubs | New Members | Charter Members | Reinstate Members | Transfer Members | Total Member Added | Total Members Dropped | Gain/ Loss Members |
|----------------|-----------|---------------|------------------|-------------|-----------------|-------------------|------------------|--------------------|-----------------------|--------------------|
| 2018-2019      | 1         | 1             | 0                | 94          | 27              | 6                 | 3                | 130                | 160                   | -30                |
| 2019-2020      | 0         | 4             | -4               | 60          | 0               | 1                 | 9                | 70                 | 166                   | -96                |
| 2020-2021      | 1         | 1             | 0                | 104         | 30              | 4                 | 8                | 146                | 128                   | 18                 |
| 2021-2022      | 0         | 1             | -1               | 109         | 0               | 1                 | 2                | 112                | 152                   | -40                |
| 2022-2023      | 0         | 0             | 0                | 116         | 1               | 0                 | 7                | 124                | 154                   | -30                |
| <b>Average</b> | <b>0</b>  | <b>1</b>      | <b>-1</b>        | <b>97</b>   | <b>12</b>       | <b>2</b>          | <b>6</b>         | <b>116</b>         | <b>152</b>            | <b>-36</b>         |



### Membership Composition June 2023 Cumulative



### Gender Composition June 2023 Cumulative

